

KINDERGARTEN SPRING WORKBOOK





Name _____


Date _____

SPRING VOCABULARY


Identify the pictures below. Use the word bank below to name each picture.



.....



.....



.....



.....

Word Bank:

caterpillar	flower	butterfly	leaf
-------------	--------	-----------	------



Name _____


Date _____

SPRING VOCABULARY


Identify the pictures below. Use the word bank below to name each picture.



.....



.....



.....



.....

Word Bank:

rain	nest	bee	sun
------	------	-----	-----



Name _____

Date _____

SENTENCE WRITING

Look at the picture below. Write a sentence that tells about the picture.





Name _____

Date _____

SENTENCE WRITING

Look at the picture below. Write a sentence that tells about the picture.





Name _____

Date _____

SENTENCE WRITING

Look at the picture below. Write a sentence that tells about the picture.





Name _____

Date _____

SENTENCE WRITING

Look at the picture below. Write a sentence that tells about the picture.





Name _____

Date _____

SENTENCE WRITING

Look at the picture below. Write a sentence that tells about the picture.





Name _____

Date _____

SENTENCE WRITING

Look at the picture below. Write a sentence that tells about the picture.





Name _____

Date _____

SENTENCE WRITING

Look at the picture below. Write a sentence that tells about the picture.





Name _____

Date _____

SPRING ACTIVITY

What is your favorite spring activity?

Handwriting practice lines consisting of solid top and bottom lines with a dotted middle line. There are five sets of these lines for writing the answer.



Handwriting practice lines consisting of solid top and bottom lines with a dotted middle line. There are five sets of these lines for writing the answer.



Name _____

Date _____

SPRING'S BEST THING

What is the best thing about spring?

Handwriting practice lines consisting of solid top and bottom lines with a dotted middle line. There are 10 sets of these lines for writing an answer.





Name _____

Date _____

SIGNS OF SPRINGTIME

What are two things that happen during springtime?

Handwriting practice lines consisting of solid top and bottom lines with a dotted middle line. There are 12 sets of these lines on the page.





Name _____

Date _____

MY SPRING GARDEN

If you have a garden, what would you like to plant there?

.....

.....

.....

.....

.....



.....

.....

.....







Name _____

Date _____

SPRING COUNTING



Find and count the following items.









Name _____



Date _____

SPRING COUNTING

Count the fruits and circle the correct number.

	<input type="radio"/> 5 <input type="radio"/> 6 <input type="radio"/> 4
	<input type="radio"/> 2 <input type="radio"/> 1 <input type="radio"/> 3

	<input type="radio"/> 9 <input type="radio"/> 10 <input type="radio"/> 8
	<input type="radio"/> 1 <input type="radio"/> 2 <input type="radio"/> 3

	<input type="radio"/> 6 <input type="radio"/> 4 <input type="radio"/> 5
	<input type="radio"/> 5 <input type="radio"/> 6 <input type="radio"/> 4





Name _____


Date _____


SPRING COUNTING


Count the vegetables and circle the correct number.


	<input type="radio"/> 4
	<input type="radio"/> 6
	<input type="radio"/> 5

	<input type="radio"/> 9
	<input type="radio"/> 10
	<input type="radio"/> 8

	<input type="radio"/> 6
	<input type="radio"/> 5
	<input type="radio"/> 4

	<input type="radio"/> 2
	<input type="radio"/> 3
	<input type="radio"/> 4

	<input type="radio"/> 4
	<input type="radio"/> 5
	<input type="radio"/> 6

	<input type="radio"/> 7
	<input type="radio"/> 8
	<input type="radio"/> 9







Name _____



Date _____

SPRING COUNTING

Count the ladybug spots and circle the correct number.

	<p>1</p> <p>3</p> <p>2</p>		<p>3</p> <p>2</p> <p>1</p>
--	----------------------------	---	----------------------------

	<p>4</p> <p>6</p> <p>5</p>		<p>5</p> <p>7</p> <p>6</p>
---	----------------------------	--	----------------------------

	<p>9</p> <p>10</p> <p>8</p>		<p>1</p> <p>2</p> <p>3</p>
---	-----------------------------	--	----------------------------




Name _____

Date _____

SPRING GRAPH

Find and graph the items listed. Then answer the questions below.



10				
9				
8				
7				
6				
5				
4				
3				
2				
1				

How many of each?



Which item did you find the most of? _____

Which item did you find the least of? _____











Name _____

Date _____

SPRING PATTERN

Look at the patterns below. Cut out the images at the bottom. Paste the image that comes next in each pattern.





Name _____

Date _____

SPRING COLORING

Color the picture below.





Name _____

Date _____

SPRING COLORING

Color the picture below.





Name _____

Date _____

SPRING COLORING

Color the picture below.





Name _____

Date _____

SPRING COLORING

Color the picture below.





Name _____

Date _____

SPRING COLORING

Color the picture below.





للتواصل معنا

